

## MDS380.16-413F3D

### Diode module

#### Features:

- Isolated mounting base 3000V~
- Pressure contact technology with increased power cycling capability
- Space and weight savings
- UL recognized, file no. E312789

#### Typical applications:

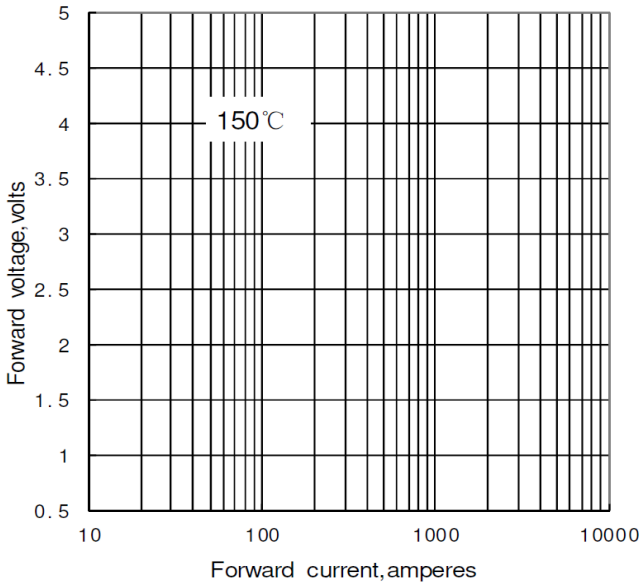
- AC/DC motor drives
- Various rectifiers
- DC supply for PWM inverter



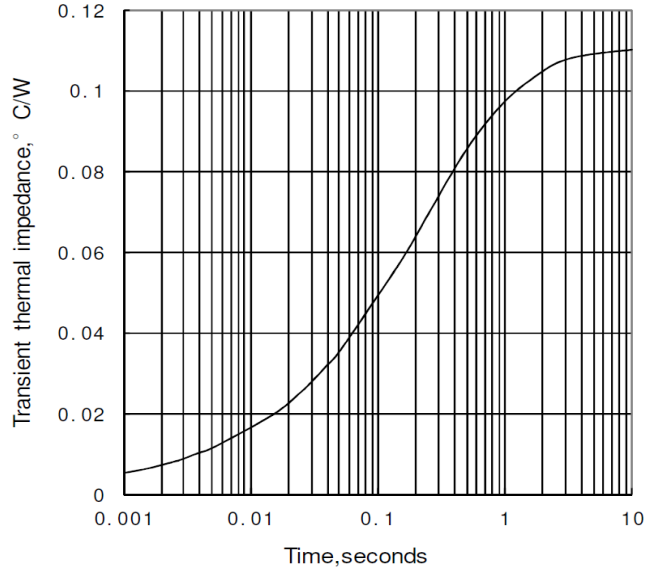
Symbol	Characteristics	Test Conditions	Value			Unit
			Min	Typ	Max	
$V_{RSM/DSM}$	Non-repetitive reverse/forward blocking voltage	$T_j = 150^\circ\text{C}$			1700	V
$V_{RRM/DRM}$	Repetitive reverse/forward blocking voltage	$T_j = 150^\circ\text{C}$			1600	V
$I_{F(AV)}$	Forward average current	180° half sine wave 50Hz $T_c = 100^\circ\text{C}$			380	A
$I_{F(RMS)}$	Forward square root current	180° half sine wave 50Hz $T_c = 100^\circ\text{C}$			596	A
$I_{RRM}$ $I_{DRM}$	Repetitive peak current	at $V_{DRM}/V_{RRM}$ $T_j = 150^\circ\text{C}$			30	mA
$I_{FSM}$	Forward surge current	10ms half sine wave $V_R = 60\% V_{RRM}$ $T_j = 150^\circ\text{C}$			9.5	kA
$I^2 t$	$I^2 t$ for fusing coordination				451	$\text{kA}^2\text{s}$
$V_{FO}$	Threshold voltage	$T_j = 150^\circ\text{C}$			0.72	V
$r_F$	Forward slope resistance	$T_j = 150^\circ\text{C}$			0.44	$\text{m}\Omega$
$V_{FM}$	Peak forward voltage	$T = 25^\circ\text{C}$ ; $I_F = 1100\text{A}$			1.40	V
$R_{th(j-c)}$	Thermal resistance junction to case	Single side cooled per chip			0.11	$^\circ\text{C}/\text{W}$
$R_{th(c-s)}$	Thermal resistance case to sink	Single side cooled per chip			0.04	$^\circ\text{C}/\text{W}$
$V_{ISO}$	Isolation voltage	50Hz, RMS, $t = 1\text{min}$ , $I_{ISO} : 1\text{mA (MAX)}$	3000			V
$F_M$	Mounting torque - copper plate (M8)		10		12	$\text{N}\cdot\text{m}$
	Mounting torque - terminal (M6)		4.5		6	$\text{N}\cdot\text{m}$
$T_{stg}$	Storage Temperature		-40		150	$^\circ\text{C}$
$T_j$	Operating Temperature		-40		150	$^\circ\text{C}$
$W_t$	Weight			770		g
Outline		413F3D				

## MDS380.16-413F3D

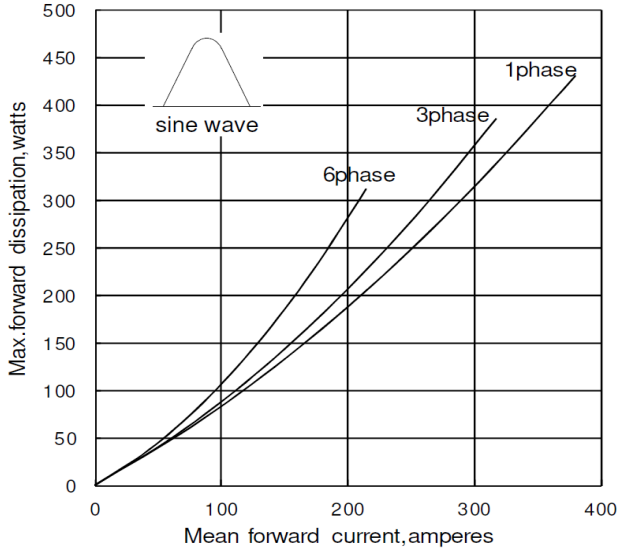
Forward voltage Vs.forward current



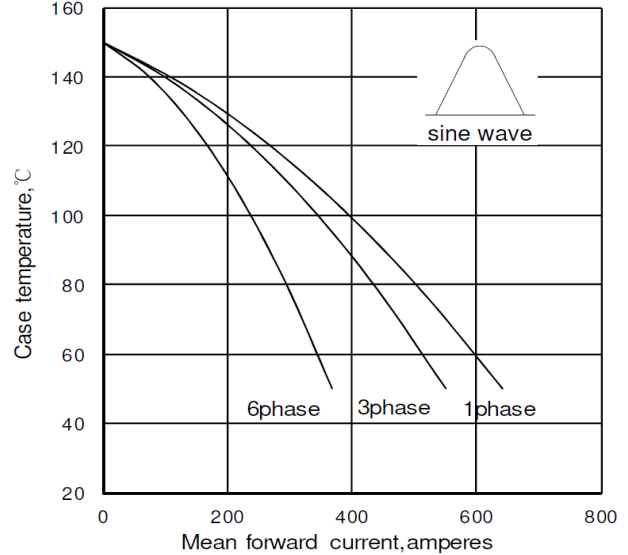
Max. junction to case thermal impedance Vs.time



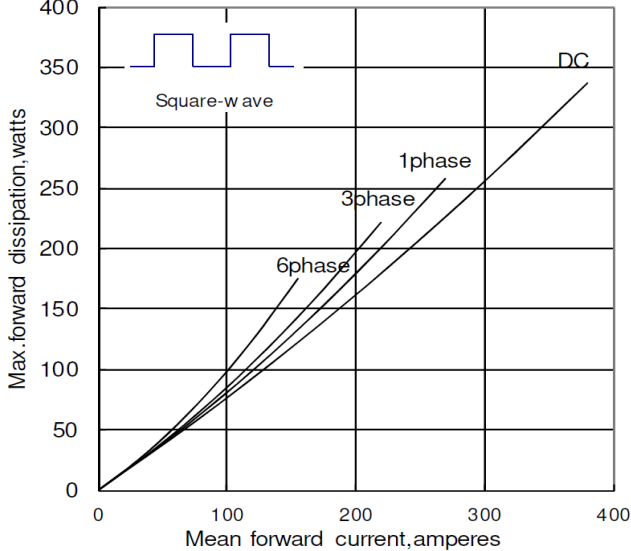
Max. power dissipation Vs.mean forward current



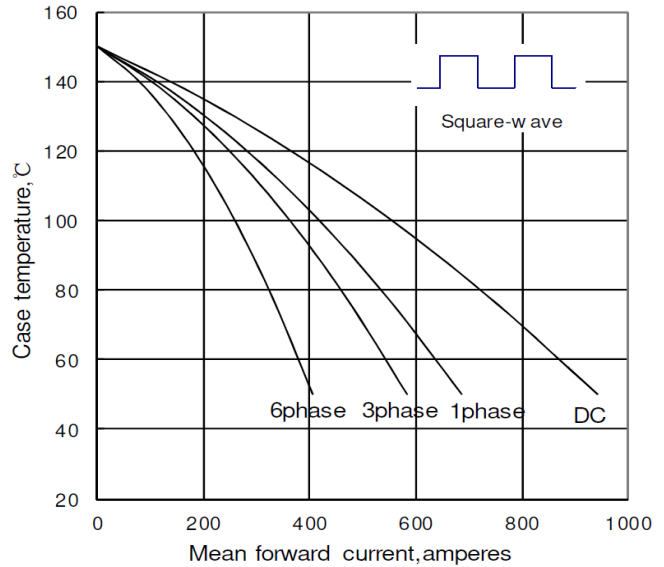
Max. case temperature Vs.mean forward current



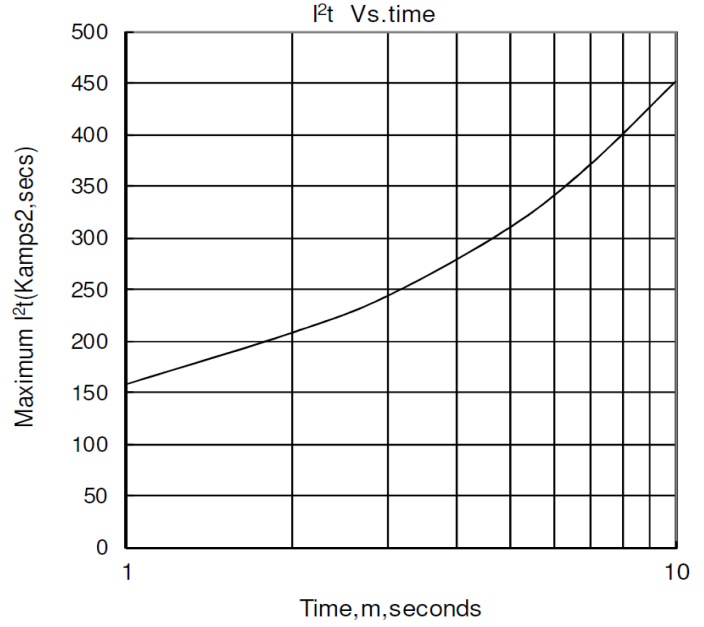
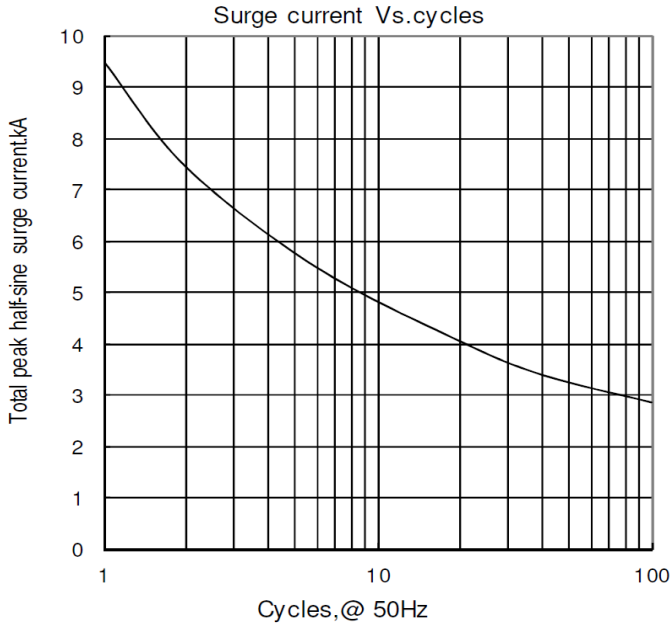
Max. power dissipation Vs.mean forward current



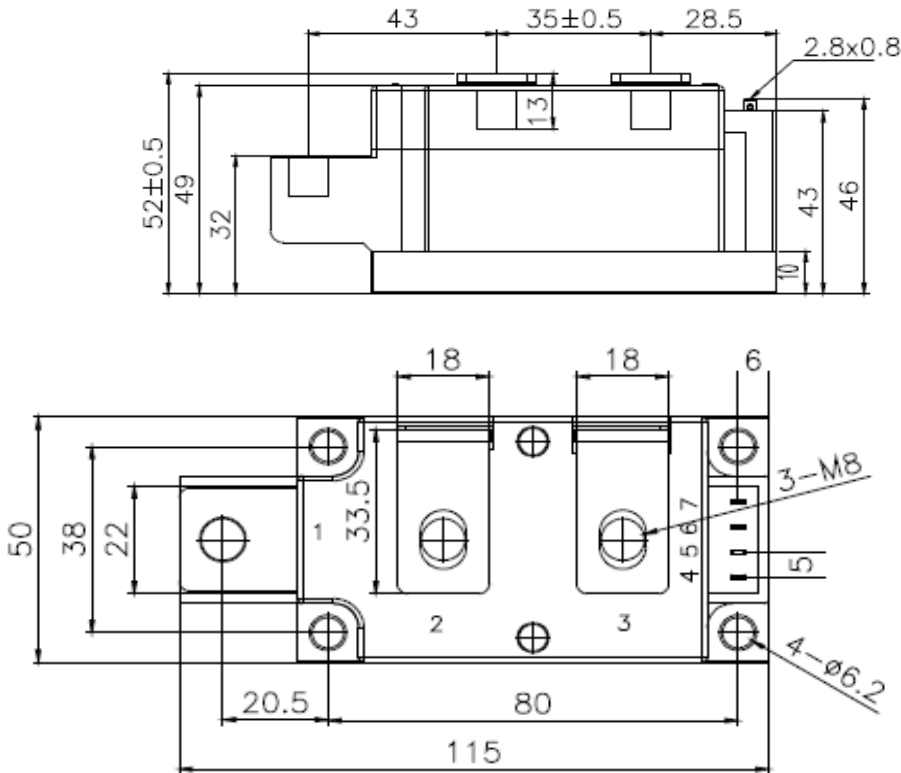
Max. case temperature Vs.mean forward current



## MDS380.16-413F3D



### Outline:



(dimensions in mm)

### S.CO.M.E.S. Srl

Via Enrico Mattei, 6/8 - 26283 - Castiglione d'Adda (LO) - Italy

Phone: +39 0377 901243 Fax: +39 0377 900206

Scomes Srl reserves the right to change any specification without notice